



**Dedicated to delivering
AMAZING LEARNING**

**Aspen E-learning Update
Week 7 7th May 2020**

Contents

FS.....	Page 7
KS1.....	Page 8
KS2.....	Page 10
KS3.....	Page 14
PE.....	Page 16
Arabic.....	Page 17
Music.....	Page 18



Dear families,

Iftar Wednesday 6th May

It was wonderful to see so many of you engaging in our after-iftar live quiz on facebook last night! We enjoyed participating as a family after our meal and it really made me feel the warmth of the Aspen community. That is something that we truly value and have taken time to nurture and develop. Although we can't be together at the moment, I hope you all feel that we are very much a community, working together to overcome the current challenges. Particular thanks to Miss Manica, Miss Clark and Miss B-C for organising and hosting the quiz- you were magnificent!

Please add photographs, recipes and comments to our padlets:

Ramadan gratitude: <https://padlet.com/principal274/qlznjgndruzltu76>

Iftar: <https://padlet.com/principal274/8r67eny9dzj209mn>

كان من الرائع رؤية العديد منكم مندمجين في الاختبار المباشر بعد الافطار على الفيسبوك الليلة الماضية! لقد استمتعنا بالمشاركة كعائلة بعد الافطار وقد جعلني ذلك أشعر بدفء مجتمع مدرسة أسبن هايتس. هذا شيء نقدره حقاً واستغرقنا وقتاً لتنميته وتطويره. على الرغم من أننا لا نستطيع أن نكون معاً في الوقت الحالي، آمل أن تشعرنا جميعاً بأننا مجتمع، ونعمل معاً للتغلب على التحديات الحالية. شكر خاص لكن من الأنسة بي سي والأنسة كلارك والأنسة مانیکا لتنظيم واستضافة الاختبار - لقد كنتم رائعين. يرجى إضافة الصور والوصفات والتعليقات إلى منصاتنا

Ramadan gratitude: <https://padlet.com/principal274/qlznjgndruzltu76>

Iftar: <https://padlet.com/principal274/8r67eny9dzj209mn>

Trips and Visits Week

Our children have been all over the world this week without even leaving their homes! I have been astounded by the creativity and energy of our staff and children. They have been making tickets to the zoo, making binoculars to look over the sea, making packed lunches, writing lists of things to pack, sketching The Grand Mosque and making leaflets, writing diaries about their visit to Ancient Egypt, writing descriptions about the ruins of Pompeii, comparing Yosemite National park with other National Parks, and writing newspaper reports! A busy and eventful themed week! We are working hard to maintain our promise of providing engaging, interesting and relevant learning experiences and am delighted that the children's responses to their learning this week indicates that we have achieved this! Well done everyone.



Cleveland Clinic posters

Thank you all for your artistic creativity and energy, making posters for Cleveland Clinic. They are being framed, printed and laminated next week, and we will arrange delivery to brighten the wards in Cleveland clinic. We are so proud of your passion for helping; you know that sometimes the small things that can make a big difference! Have a look at some of the beautiful artwork we are going to send. (Please insert images if you have added a few borders- if not please delete this sentence!)

Interim Feedback and Targets

In Early Years and Primary, as we are halfway through our distance learning programme, we wanted to update you with written feedback on your child's engagement and learning. Your child's teacher will be emailing you by Monday with feedback. We very much appreciate your continued support during distance learning. Please also remember that teachers are available daily on Google Hangout from 12:05 - 12:30pm. In addition, we will be discussing your child's learning and progress in more detail during family conferencing which will be taking place on Wednesday 27th and Thursday 28th of May.

للمراحل التأسيسية والابتدائية، نظراً لأننا في منتصف الطريق خلال برنامج التعلم عن بعد، أردنا إطلاعكم على التعليقات حول مشاركة طفلكم وتعلمه. سيقوم معلم طفلكم بإرسال بريد إلكتروني لكم بحلول يوم الإثنين القادم يحتوي على التفاصيل. نحن نقدر دعمكم المستمر أثناء التعلم عن بعد. يرجى أيضاً التذكر أن المعلمين متاحون يومياً في (Google Hangout) من الساعة 12:05 حتى الساعة 12:30 ظهراً. بالإضافة إلى ذلك، سنناقش تعلم طفلكم وتقديمه مزيد من التفاصيل خلال الاجتماعات العائلية التي ستعقد يومي الأربعاء 27 مايو ويوم الخميس 28 مايو.

Community Craft Event- Wednesday 13th May 2.00pm

On Wednesday we will be hosting a community craft event on Facebook live at 2pm to make a decoration for your home during Ramadan.

We will be making this beautiful paper decoration, using coloured paper, glue, beads, wool and something to hang it on. We hope many of you can join us!

سنستضيف يوم الأربعاء حدثاً للحرف على الفيسبوك مباشرةً في تمام الساعة 2 ظهراً لتزيين ديكور المنزل خلال شهر رمضان. سنقوم بعمل زخرفة الورق الجميلة هذه، باستخدام الورق الملون، الغراء، الخرز، الصوف وشيء لتعليقها. نتمنى أن ينضم إلينا الجميع!



Ramadan Kareem- have a wonderful weekend with your family,

Mrs Emma Shanahan
Principal

Primary Update

What an amazing virtual visits week we have had at Aspen! I have learnt so many new facts and seen some wonderful sights on the visits. I went to an aquarium, a zoo, The Grand Mosque and even the moon! I have really enjoyed seeing your photos and videos of your visits this week and the learning surrounding it.



I also really enjoyed the post-iftar Ramadan quiz on facebook as well as all of the iftar recipe posts on the padlet. Thank you for sharing these as it has given me some new inspiration. It has also made me more 'determined' to try a new recipe, which is our assembly theme of the week!

Well done to everyone who is joining in on the live PE sessions and live circle time sessions. As well as everyone who is continuing to post their learning daily meaning they are supporting their class with the attendance award!

Please also get in touch with me if you have any ideas for golden time activities that you would like to do.

Keep up the fantastic effort and have a lovely weekend.

Mrs Laura Stevens
Head of Primary



Head of Secondary



What an amazing week of virtual travel we have had with our virtual visits! This week during well-being sessions all of the Secondary children have had the opportunity to visit one of these places:

- Explore the Burj Khalifa
- Climb El Capitan, Yosemite
- Watch animals live at the San Diego Zoo
- Full tour of Camp Nou - Barcelona FC
- Explore the Victorians at The National Portrait Gallery, London
- Explore Monet's paintings at The National Gallery, London
- Visit Central Park, New York
- Travel through Norway by train
- Explore The Great Barrier Reef with David Attenborough

Each child could choose where to go or they could go to all if they wanted to. They have written some wonderfully articulate promotional articles for their favourite place, which you'll see later in the newsletter. I was particularly impressed with the use of expressive language to describe some of the visits... you really felt as though you were there.

My particular favourite was the visit to The Great Barrier Reef with Sir David Attenborough, as you all know I love Science and Sir David Attenborough is also one of my role models so this combination inspires me, and some of our children too.

Learning holistically, through themed weeks helps to engage and enthuse our learners and hopefully inspire them to high levels of attainment.

Ramadan Mubarak to all.

As always if you have any questions or concerns please do not hesitate to contact me at:

headofsecondary@ahbs.ae

Dr. Kate Plumb
Head of Secondary

I have visited one place in my whole life I was born there so I know everything like it where I live
So it's Like Home Ahhh home sweet home my cousins live there my grandma lives there grandpa also lives there my aunts, uncles my mom's sister and brothers live there too so you might know what is there is everything

Why you should go there

Nice food there very nice
they treat you as brother sister

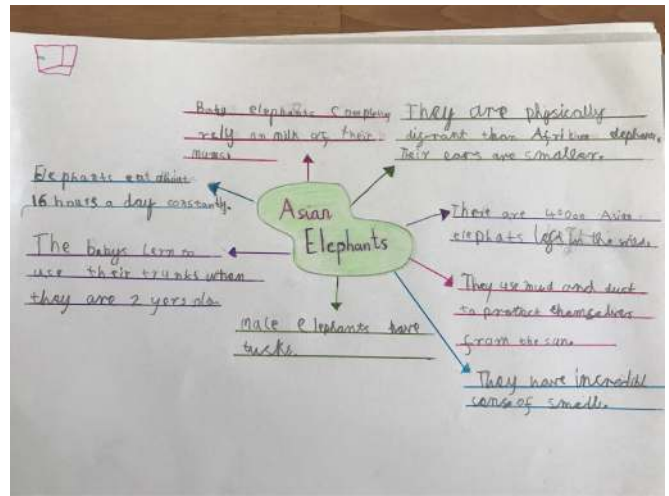



Burj khalifa

Designing the tallest tower in the world is not easy. The Y-shaped base diagram - inspired by the lip of the desert "Heimokales" - helps highlight the perfection of its steel vertical structure and the enchanting view of the Persian Gulf. At its center lies a "pivot", a 6-sided support made of reinforced concrete. The floors are arranged in a spiral formation, which contributes to the stability of the building against strong desert winds. The award-winning tower design is a tribute to Islamic architecture.



Virtual Trips Week



Virtual Trips Week

Fact File

Full Name:	Tutankhamun
Date of Birth:	1342BC
Place of Birth:	Egypt
Famous for:	Tutankhamun is famous because his tomb is the only one in Egypt that has been found the same as when it was made. It had not been wrecked by grave robbers so all the treasures were still there. He had 3 different sarcophagus one made of pure gold.

Who were they?
Tutankhamun was a pharaoh in Egypt born 3362 years ago. His father was the pharaoh called Akhenaten. He was only 10 when he became pharaoh. He died when he was 19. His tomb found in the Valley of the Kings. I think he must have liked boats because there were a lot of them in his tomb. Before Tutankhamun was found by Mr Carter in 1922 they did not know who Tutankhamun was because history did not mention him in the pharaohs.



First, my favourite part was when I saw all of that mummified people. Then, a fact I learned was the pyramid is the only among 7 ancient wonders still standing. Finally, What I saw at the museum was some mummified animals and humans. If I get a time to go to Cairo I will definitely visit this museum.

definitely

Good
Ribe

Central Park

Central Park, one of the biggest parks in New York. Located between the Upper West Side and the Upper East Side of New York.

Known for its large capacity, Central Park is by far one of the most visited parks in the States with 42 million visitors each year. As I have been once before, I can say from experience that it is the most beautiful park I've ever witnessed.

I would definitely want my classmates to go and visit because they have such beautiful scenery and the perfect place to take pictures, especially during the winter when the trees are all frozen and the leaves are covered in snow. The crisp air and the iced lakes, it's really the best place to be during the winter.



^ Central Park winter picture from a drones perspective

Great Barrier Reef



The Great Barrier Reef is the world's largest coral reef system composed of over 2,900 individual reefs and 900 islands stretching for over 2,300 kilometres over an area of approximately 344,400 square kilometres. The reef is located in the Coral Sea, off the coast of Queensland, Australia. It brings creatures from around the world: antartica, pacific ocean, tropical oceans, indian ocean but it is endangered there are too many creatures claiming land. Pollution is taking over and humans are taking these animals for tourists to look at.



Full Name:	king TUT
Date of Birth:	1341 Bc
Place of Birth:	Egypt
Famous for:	He became a boy king when he was 10 years
Who were they?	king TUT was the famous kid
Their life:	his life was short and they had little information about his life

First I saw the pyramids and the sphinx. then we saw the mummified animals like cats, monkeys and crocodiles. after that we saw the tallest pyramid, it was 455 feet tall.





We have had a very fun week in FS. Thank you for sending all of your videos and photos. This week was virtual trip week and we had great fun in Nursery visiting the aquarium and FS2 got to visit the moon.

Nursery have also been counting with potatoes and learning a new song to help them. On Wednesday we made boats and submarines so that we could go on an underwater adventure.

FS2 have also been making space dough and then having their own space dough disco. In preparation for their virtual trip to the moon, the children wrote a list of what they would like to take with them to the moon.

Have a fun and safe weekend everyone.




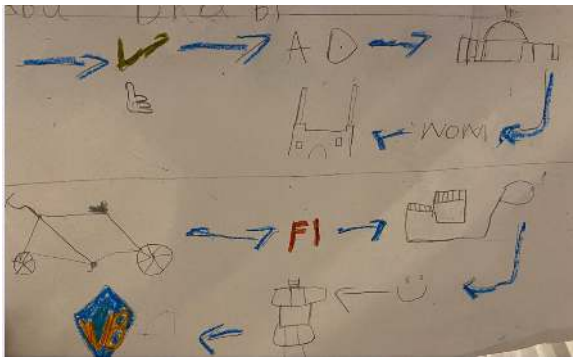

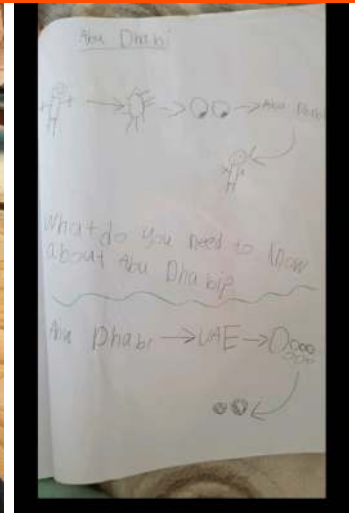
Year 1

This week we have been impressed with the story maps that the children have created all about Abu Dhabi. The children have been drawing their own pictures to help them retell the map independently.

Well done as well for your fantastic mathematics work too. You have all worked super hard to compare and measure different amounts of capacity using objects from around your home.

We have also been amazed with your reading skills this week, especially your predictions and your answers to the comprehension style questions for the story 'Giraffes can't dance'.

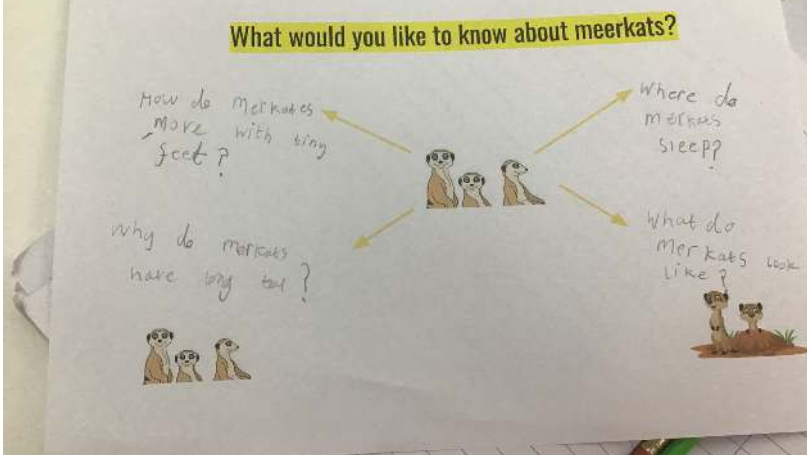
We also had another live PE session this week, which again was a great success; we can't wait to join your session next week to do some more yoga!



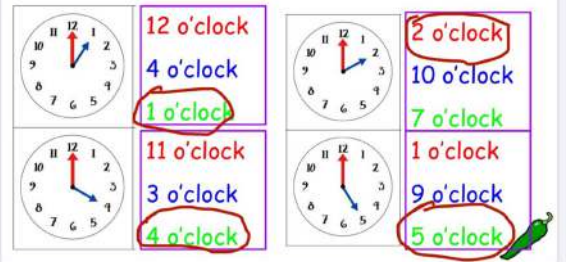
This week we have had a very exciting week as we have been preparing for our virtual trip to Chester Zoo! The children have made entry tickets to the zoo and have been learning a new text all about meerkats.

Today they went on their trip and made a packed lunch to take, created a souvenir and learnt loads about all the different animals - all the children loved it!

We have also been learning about how to tell the time, which is a very important life skill. Ask your child to read the time using o'clock, quarter past, half past and quarter to, I bet they are experts now!



Circle the correct time shown on the clock



Tick the exclamation sentence?

Remember an exclamation sentence starts with the word how or what and contains a verb.

- Look at the cute meerkats! ✓
- How cute those baby meerkats are! ✓
- What animals are they? ✓
- Lovely meerkats! ✓



Tick the exclamation sentence?

Remember an exclamation sentence starts with the word how or what and contains a verb.

- What a tall meerkat that is! ✓
- What is the meerkat looking at? ✓
- How can the meerkat stand up? ✓
- How amazing! ✓



Tick the exclamation sentence?

Remember an exclamation sentence starts with the word how or what and contains a verb.

- Clever meerkat! ✓
- What is the meerkat doing? ✓
- How can the meerkat play an instrument? ✓
- What a musical meerkat that is! ✓



Write an exclamation sentence about this picture.

Remember an exclamation sentence starts with the word how or what and contains a verb.



How adorable these meerkats are! ✓

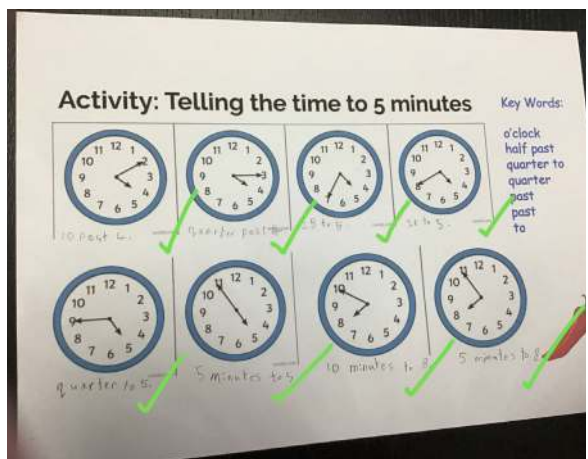
What would you like to know about meerkats?

How do meerkats dig?

What is the meerkat family called?

Where do meerkats live?

Why meerkats can't talk?



Year 3 had a fun start to the week going on our virtual trip to the Egyptain Pyramids and Museum in Cairo. We wrote recounts about the interesting things that we saw and learned about. In English we read some wonderful fact files that the children wrote about King Tutnkhamun, Egyptian food and homes.

Again this week there were lots of cross-curricular links so the children were fully immersed in the topic, using what we read in our reading lessons to help us write fact files. In science, we got creative with our own homemade playdough and made Egyptain scarab beetles. Using recycled cardboard in art we designed colourful Egyptain collar necklaces.

In mathematics, we continued our topic on fractions working on more complex word problems and equivalent fractions. We are all really impressed with how successful you were in completing your work this week in mathematics.

To all our year 3 families, have a peaceful weekend.

Where I Live

L'endroit où j'habite

I live in / J'habite à **abu dhabi**

This is a picture of my home :
Voici un dessin de ma maison :



My Family and Pets

Ma famille et mes animaux domestiques



mon père



ma mère



moi



mon frère



ma sœur



ma tante

King Tut

Fact File

Full Name: Tutankhamun	Who were they? His father was a Pharaoh and so was he.
Date of Birth: He was born in 1341 bc.	Their life: The family was very rich because in the tomb there was lots of gold, three beds made of gold and the king's throne.
Place of Birth: bc Egypt	
Famous for: Tutankhamun is famous for being a Pharaoh at age 10. He was called the boy king.	



All About Me!

Tout savoir sur moi!



Name: **Amilah**

Class/Classe: **Année flamants roses**

Age/Âge: **huit**


Hair/Couleur: **Marron**

Eye Colour/Couleur des yeux: **Marron**

The tour of the Egyptian museum at Cairo was very interesting. It seemed a little spooky though! The tour started off showing me the mummies of some ancient animals from thousands and thousands of years ago. I saw some massive mummified crocodiles. Even their teeth were still there. The Nile had lots of crocodiles in it in the ancient Egyptian times. There were also cat and dog mummies. The ancient Egyptians thought cats were very special animals like the sphinx and wanted to take them with them into the afterlife. You could even see the very old bandages that the mummies were wrapped in. Ancient Egyptians mummified their pets and animals the same way that they did to humans. They put the animals organs in colourful canopic jars that I got to see on the tour.

Next the tour took me into the part where they kept the sarcophages. The sarcophages were kept behind glass to protect them as they are very precious and delicate. The sarcophages were made from different materials like wood and stone. There were painted in beautiful colours, patterns and images to show what the mummies looked like when they were alive. Only extremely wealthy people like pharaohs could get mummified because it was very expensive.

In my opinion the tour was very interesting and I would have liked to have seen more! My Mum and Dad have been to the Cairo museum and they saw the sarcophagus of Tutankhamun! I wish I had seen that too it would have been so cool!



Full Name: **tutankhamun**

Date of Birth: **he was born in 1341 bc**

Place of Birth: **bc Egypt capital city**

Famous for: **he was given the throne at a young age.**

Who were they?


was a pharaoh who accomplished little in his life.

he was a major discovery of the 19th century.

Their life:

king tut was buried in a tomb in the valley of the kings. its believed that his early death necessitated a hasty burial in a smaller tomb most likely built for a lesser noble.

Good job Yusuf






Year 4

This week year 4 have been busy continuing their learning on the Romans through their English and reading learning. In English, we developed our knowledge of verb clauses by writing some super sentences and paragraphs. We also used your amazing class virtual trip to the ruins of Pompeii to write some descriptive phrases using all of our senses. Exploring the ruins of Pompeii was an amazing experience and it was so interesting seeing how it looked now.

Year 4 also worked really hard making Roman shields which we shared during our class circle time on zoom. The shields were so creative and it was amazing to see all the different designs that we had come up with.



I can see the brown old floor!
I can hear the amazing sound
of the birds with the cool wings.
I can smell the oldness of the walls.
I touched the beautiful bridge!
The people are moving like a dower.
I think the temperature is a little cold.




5/6/2020
Smiling loudly, sun in the sky above the city of Pompeii.
Hurrying angrily, emperor's people to work.
Crawling quietly, the chamberlain through Pompeii ruins.
Terrified scared, the emperor when he saw a snake.
Satisfied happily, the Tranio loved food of Livat's family.
Writing concentrated, I'm writing my story to Miss K.



This week Year 5 have been on their trip to Yosemite National Park, California, USA! They have explored a location completely different to the UAE to compare and contrast different localities. Y5 have linked their trip to English through descriptive work, have completed a geography lesson and have created amazing artwork about landscapes.

This week in mathematics everyone has tried really hard to complete their calculation work and some children even made up their own examples using different methods!

We are really proud of the work you are producing, keep it up Y5!



Allen Landi

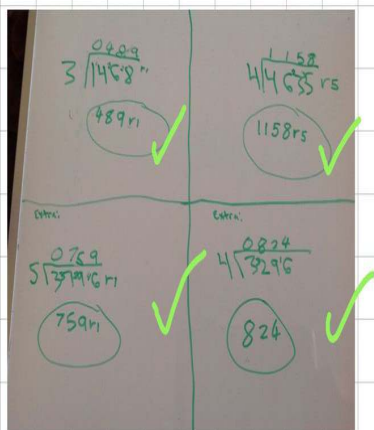
All of sudden, Mohammed woke up. Where had he been? What had happened? The now everything was gloomy, murky and foggy. Hang on. Where was.....
 "Over here," said a small voice.
 "Where are you Jack?" Mohammed called out.
 Then out of the gloom Jack staggered forward and groped until Mohammed's shoe about the civilization. Jack knelt down. It was so much up he could do it, not now.



Orange Challenge - use the short division bus stop method to solve these:

$1468 \div 3 =$

$4635 \div 4 =$



The first character is sat on a rough grey rock. He looks like he is thinking about something. Looking at his face he looks extremely nervous and worried as he is resting his hands on his knees and chin, like he got into trouble.

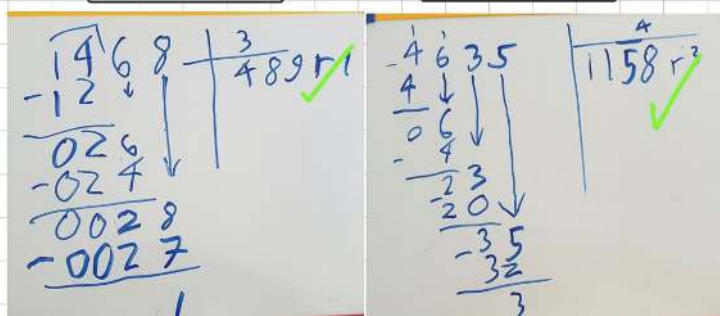
The green fluffy four legged alien looks like he has a mischievous plan but he looks happy as he has a cheeky grin on his face like he is upto something.

The boy is wearing bright colourful clothes so this makes me think he is a beaming happy person as he has an amazing smile on his face and looks like he is a chatterbox and likes to talk.

Orange Challenge - use the short division bus stop method to solve these:

$$1468 \div 3 =$$

$4635 \div 4 =$



<u>UAE</u> sand desert UAE	<u>Yosemite</u> grass Forest America
-------------------------------------	---



1. $\frac{2}{3} \times \frac{2}{4} = \frac{4}{12}$
2. $\frac{4}{8} \times \frac{2}{3} = \frac{8}{24}$
3. $\frac{2}{6} \times \frac{3}{5} = \frac{6}{30}$
4. $\frac{4}{11} \times \frac{3}{9} = \frac{12}{99}$
5. $\frac{8}{12} \times \frac{4}{5} = \frac{32}{60}$

Year 6 had an exciting start to the week by going on a virtual school trip to The Natural History Museum. Here they explored many facts about volcanoes and how they work. This also linked in with our English and Reading learning all about Natural Disasters! The children had great fun replicating their very own volcano in their science experiment! There were many powerful explosions going on at home!

In mathematics, the children have continued to wow us with their new learning using ratio. They are more confident in using ratio language and are even beginning to use the symbol! Some children have also looked at the relationship this has with fractions!

We have been very impressed with many pieces of writing and ideas that the children have come up with when they have replaced fronted adverbial phrases with their very own versions!

Introducing the ratio symbol

1. The ratios show shaded parts to non-shaded parts. Match the ratios, statements and bar models.

2-3: five to two
1-12: three to two
2-5: two to three
3-2: two to five

2. The ratio of purple to yellow is 5:4. It is 4:5.

Who is correct? Explain your answer.

Purple is 5 and yellow is 4

3. Dori has some counters, cubes and marbles. Complete the sentences.

The ratio of counters to marbles is $\frac{5}{4}$
The ratio of marbles to cubes is $\frac{4}{3}$
The ratio of cubes to counters is $\frac{3}{5}$
The ratio of counters to cubes is $\frac{5}{3}$
The ratio of counters to cubes to marbles is $\frac{5}{3} \times \frac{4}{3} = \frac{20}{9}$

4. Brett has drawn some triangles and squares.

The ratio of triangles to squares is 1:3
a) Are there more triangles or more squares? Explain how you know.

Squares are 3 and triangle is 1

b) Brett has drawn more than 10 shapes. Draw what Brett might have drawn.

Read the opening paragraph.

- What words tell you that the flood is strong?
rushes and rolls pushes, through dry walls, lifts up tarmac
- What do you think a person might feel as they watch water coming towards their house and then see it flood the bottom?
scared, sad, shocked and anxious.
- Why is the river described as cruel?
The river is described as cruel because it caused a strong flood in their home again.

12000 Affected
by Floods in Sumatra

Heavy rainfall since late April has caused flooding and landslides on the island of Sumatra, Indonesia, damaging homes and livelihoods and affecting over 12000 people. Flooding was also reported in neighboring parts of Java island.

Promises: Sunday 3rd May 2000

2. To correct spell words on the KS2 spelling list

Decide
Decide
Decide

Underline the incorrect spellings:

2. 2.1's birthday is in February (February)
2. The Doctor gave the girl some medicine by water (medicine)
3. The class really enjoyed the Science experiment (experiment)
4. What time is Dad coming to Mabel's?
5. 100 years is the same as a century (century)
6. That song is different to that one (different)
7. Kim went to the library and got four books out (library)
8. PS not possible (possible)

Floods


5.5.20 Flood is one of the most dangerous natural disasters. It happens when excessive water is collected in any area. It usually happens due to heavy rainfall. Moreover, it also happens because of the melting of snow. Unfortunately, flood which hurts or even kills people and animals. It has a lot of harmful consequences.

Control of Floods:

We can control the floods by the construction of dams, reservoirs construction of flood ways and by planting vegetation to retain extra water. Thus, the measure should be taken to avoid grave consequences.

ways to prevent flood:

There should be an efficient system for storing excessive water due to rain. This will prevent the overflowing of water.



Key Stage 3 this week have had the opportunity to go around the world during their well-being sessions. They could:

- Explore the Burj Khalifa
- Climb El Capitan, Yosemite
- Watch animals live at the San Diego Zoo
- Full tour of Camp Nou - Barcelona FC
- Explore the Victorians at The National Portrait Gallery, London
- Explore Monet's paintings at The National Gallery, London
- Visit Central Park, New York
- Travel through Norway by train
- Explore the Great Barrier Reef with David Attenborough

They've then written promotional articles for their favourite visit. See some of these in the next pages.

Travel Always

Barcelona FC virtual trip of Camp Nou. This is a trip of a lifetime. On the 18/04/2020 Travel Always hooked me up with a virtual trip pack. This pack allowed me to travel to the one place that I wanted to go, and that place was the amazing Camp Nou. In the tour they show the history of Barcelona FC through the years. Some of the things I enjoyed where the history section. Looking through the Barcelona trophy cabinets, the soccer field itself.



The Great Barrier Reef

Great Barrier Reef

May 05, 2020



Perfect Coral Reef

Last month I had the great opportunity to travel to the Queensland Coast of Australia and explore the beauty of the Great Coral Reef. I never experience such a wonderful place, full of color and natural life.

The expedition to the great reef was organized by Eco-Star which is the only environmentally friendly company that organizes such expeditions. All details were extremely well prepared and protecting nature at every step.

We need more people like those who manage Eco-Star to make our holiday environmentally friendly.

<https://www.youtube.com/watch?v=EJXeMDVNsRk&feature=youtu.be>

by Nikola



The great barrier reef one of mother natures best creations and a vast and beautiful wonder of the known world i tropical paradise of the great ocean as it stands 1400 miles long and has 900 different islands spanning of the eastern sea of Queensland it's home to 200,000 different species of sea creatures living in 900 different coral reefs this




amazing place is a scientist dream and there is still so much to learn from the ocean down below our feet. This amazing area is under serious threat from pollution and over tourism we to look after this paradise for future generations and the fish and corals.

Explore the Burj Khalifa

Burj Khalifa is the tallest building in the entire world. Burj Khalifa took 22 million man hours to build. It has over 160 floors and 2909 stairs. Burj Khalifa would weigh 100,000 elephants.

Burj khalifa

Designing the tallest tower in the world is not easy. The Y-shaped base diagram - inspired by the lily of the desert 'Heimmokales' - helps highlight the perfection of its steel vertical structure and the enchanting view of the Persian Gulf. At its center lies a "pivot", a 6-sided support made of reinforced concrete. The floors are arranged in a spiral formation, which contributes to the stability of the building against strong desert winds. The award-winning tower design is a tribute to Islamic architecture.



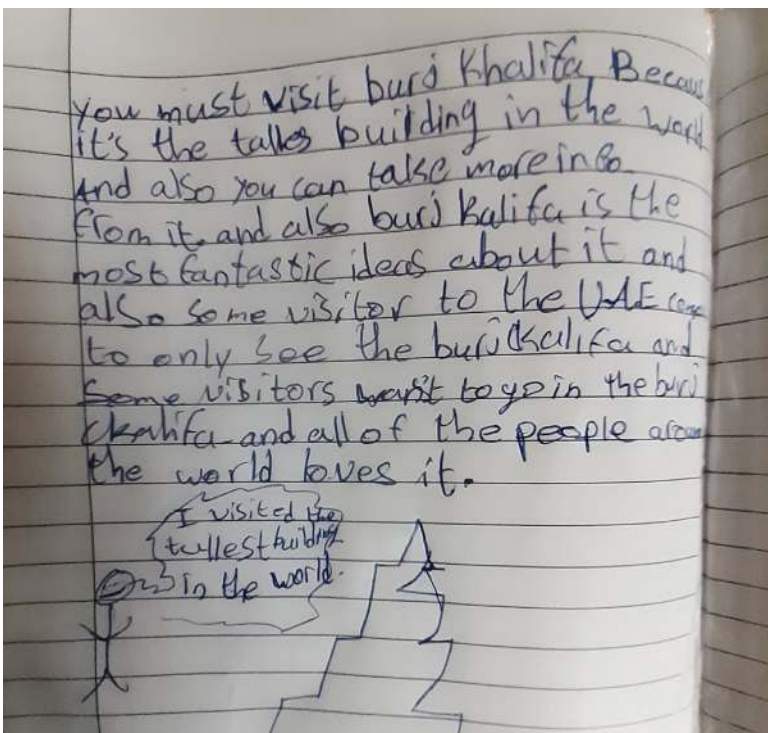
The Great Barrier Reef

The Great Barrier Reef is an astounding place to visit. The Great Barrier Reef is the world's Largest Reef system In the whole entire world and is located in Australia. It consists of 2,900 individual reefs and 900 islands. This living system can be spotted all the way from space, and it is bigger than the UK! I recommend going there to see lots of prepossessing corals and it would be an amazing and exciting adventure.



Travel through Norway by Train

The spectacular journey from Oslo to Bergen is chosen by many tourists who are visiting Norway. Although you could easily take a plane straight to Bergen, people take this route to see the beauty of the country. Because of this, the cross-country trip is often called 'Norway in a Nutshell'. As soon as the train leaves the city, the passengers are met by rolling hills and glassy lakes that stretch as far as the eye can see. The journey by train takes them to the village of Flam where the tourists then board a boat that takes them down the Aurlandsfjord. The boat takes them past cascading waterfalls and towering cliffs before finally reaching the picturesque seaside town of Bergen.



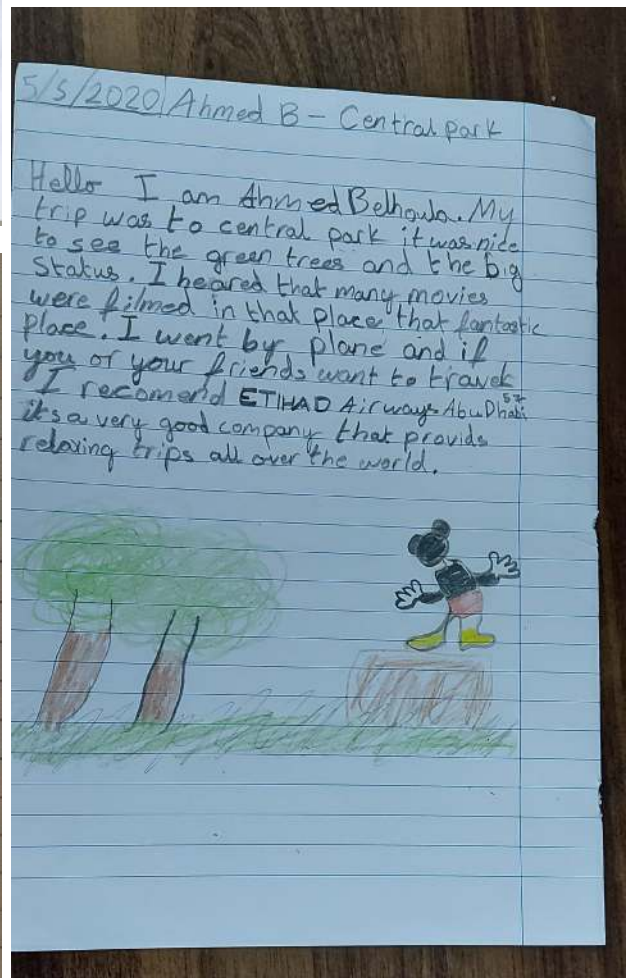
Burj Khalifa

Burj Khalifa is the tallest building in the world and i have been there for about maybe 2 times and i really recommend my friends and family or anyone else to go there because they can have a adventure and look at dubai from a high height and it is 2717ft tall spire and 160 stories and 4x faster than normal elevators.

I have visited one place in my whole life I was born there so I know everything like it where I live
So it's Like Home Ahhh home sweet home my cousins live there my grandma lives there grandpa also lives there my aunts, uncles my mom's sister and brothers live there too so you might know what is there is everything

Why you should go there

Nice food there very nice
they treat you as brother sister



We have again been delighted at the number of students who joined this week.

They are happy, engaged, focused and of course as always, extremely well behaved.

After receiving some feedback from parents about the current time of the lessons being a little too early to join, we have scheduled a new time for the live lessons which will now be at 11 am.

The new schedule will be in place from Sunday 10th May and is as follows: (please note the change of days for some year groups)

Sunday at 11am: Years 3 and 4

Monday at 11am: Years 5 and 6

Tuesday at 11am: Years 1 and 2

We hope this will mean that we will see more of our lovely students able to join us.

We understand that exercise can be tough for our fasting students which is why we are currently delivering gentle yoga sessions. The students can do as much or as little as they want or feel able to. The lessons are linked to curriculum gymnastics and as such teach components of fitness such as balance, flexibility and strength.


The lessons are a perfect way to practice being calm and relaxed and we believe will help students to focus on their academic work :)



Arabic



يتواصل العطاء والاجتهاد، العمل و المثابرة في العمل و التعلم.
ورغم التعلم عن بعد فإننا نقرب يوما بعد يوم من تحقيق أهدافنا المرجوة من أجل الارتقاء بمستويات طلابنا الأكاديمي والتربوي في مادة اللغة العربية وتعزيز القيم والهوية الوطنية في مادة التربية الوطنية من خلال أنشطة تفاعلية ابتكارية تسعى لتنمية قدرات الطالب و مهاراته المختلفة في جميع المجالات.
وهذا ما نقوم بتسيخه في نفوس أبنائنا أيضا من خلال مادة التربية الإسلامية ببناء جسر من القيم الدينية والسلوكية يعبرون عليه من أجل الوصول إلى حياة متسامحة مع أنفسهم ومجتمعهم، وحثهم على استثمار شهر رمضان الكريم بالتقرب إلى الله تعالى بصالح الأعمال.



Music



In Music this week, we learned about body percussion. It is the art of striking the body to produce various types of sounds for social purposes. Students just love to move and this is a perfect way to encourage them to engage. The first steps towards learning body percussion is simple hand clapping. But gradually you introduce new sounds and actions to your repertoire which allows them to build more complex patterns of rhythms.

